



# PLANNING FOR THE FUTURE

Attendance Area Boundary Committee: Proposed Boundary

RSP & Associates wants to thank all who assisted in the creation and analysis of this study. Especially the **Platte County School District Attendance Area Boundary Committee** and all their hard work in this process!

*Presented June 16, 2022*





# Part 1: Setting the Stage

---

# Current Boundary Map

**Purple Line:** District boundary

**#2. Compass Elementary K-5**

**#3. Pathfinder Elementary K-4**

**#4. Siegrist Elementary K-5**

**K-5 Elementary School Projections**

School	Current Boundaries			
	2023/24	2024/25	2025/26	2026/27
Pathfinder	128%	136%	148%	162%
Compass	97%	100%	101%	104%
Siegrist	81%	79%	77%	73%
Total	121%	125%	131%	135%

Source: RSP and Platte County School District, 2022

Notes:

1. Areas in orange show when student enrollment exceeds the building capacity

**WHY ARE WE HERE?** We need to: 1) establish boundaries for Barry and Pathfinder as they transition to K-5 elementary schools, and 2) provide better balance of students between Compass and Siegrist

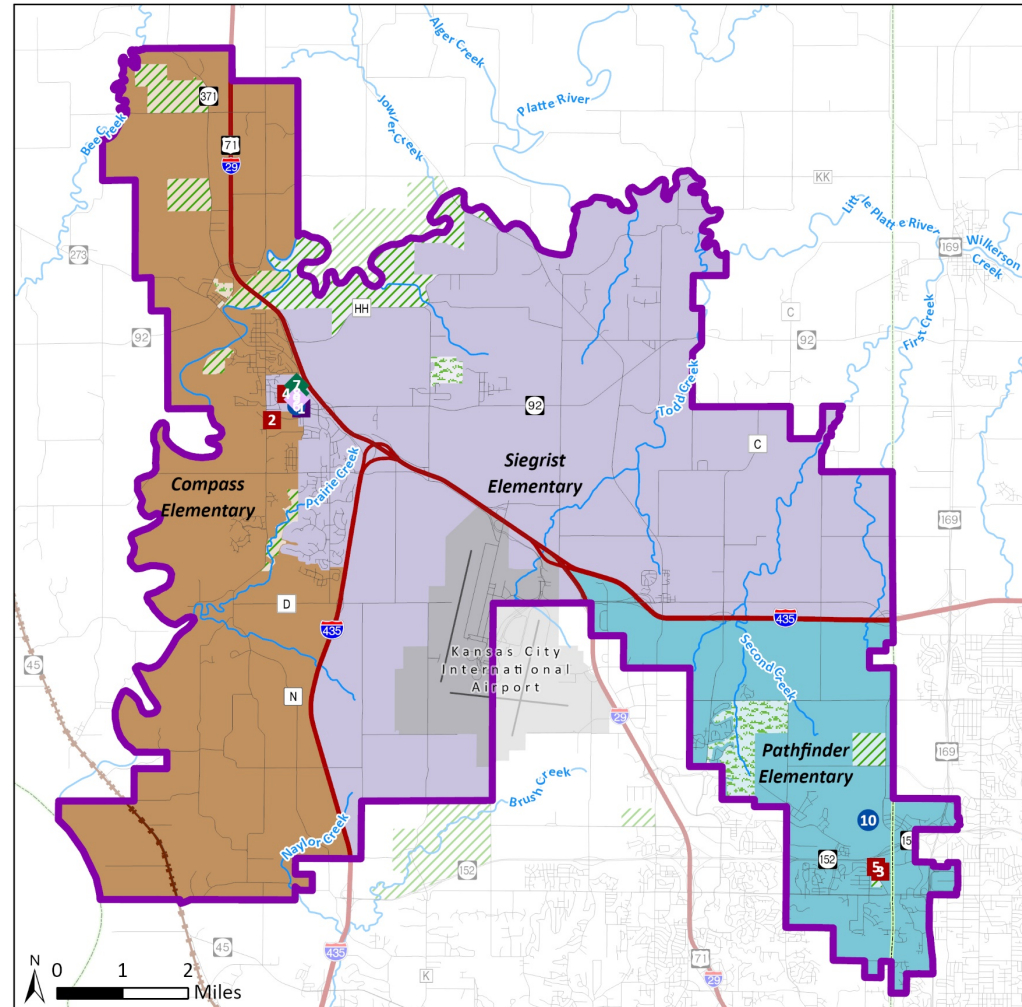
**Mapping Elements**

- Preschool
- Elementary School
- Middle School
- High School
- Other district buildings

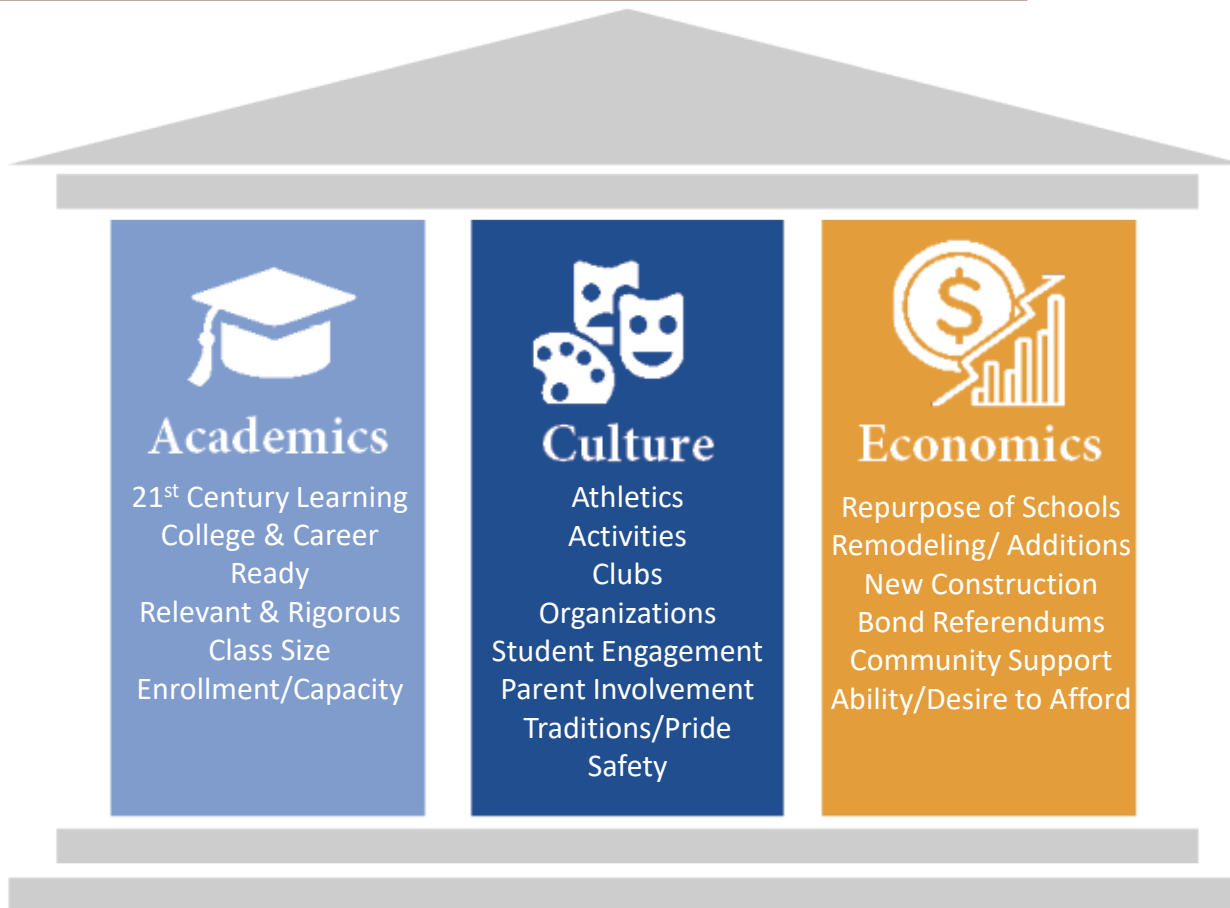
- District Boundary
- Current Elementary Boundary
- Parks

**School List**

1. Great Beginnings Preschool
2. Compass Elementary
3. Pathfinder Elementary
4. Siegrist Elementary
5. Barry School
6. Platte County Middle School
7. Platte County High School
8. Platte County High School Paxton
9. Northland Career Center
10. New Middle School #2



# Academics, Culture, and Economics (ACE)



- Relationship between all three pillars and the impact they have on each other
- It is a framework that starts the larger facility planning discussion
- Not focused on a physical building or space
- Provides balance and prevents tunnel vision
- Keeps everyone focused on what is important: **Students, Staff, Families, and Community**

# PCR-3 Boundary Committee Process



Source: Platte County R-3 School District



# Meeting 1 Recap

## January 25, 2022

### Objectives

- 1) Review Enrollment Analysis
- 2) Discuss Building Capacity
- 3) Prioritize Boundary Criteria
- 4) Group Activity: Brainstorm Elementary Boundary Concept

### Ranked Boundary Criteria

- 1.) Projected Enrollment/Building Utilization
- 2.) Feeder System Considerations
- 3.) Demographic Considerations
- 4.) Duration of Boundaries
- 5.) Neighborhoods Intact

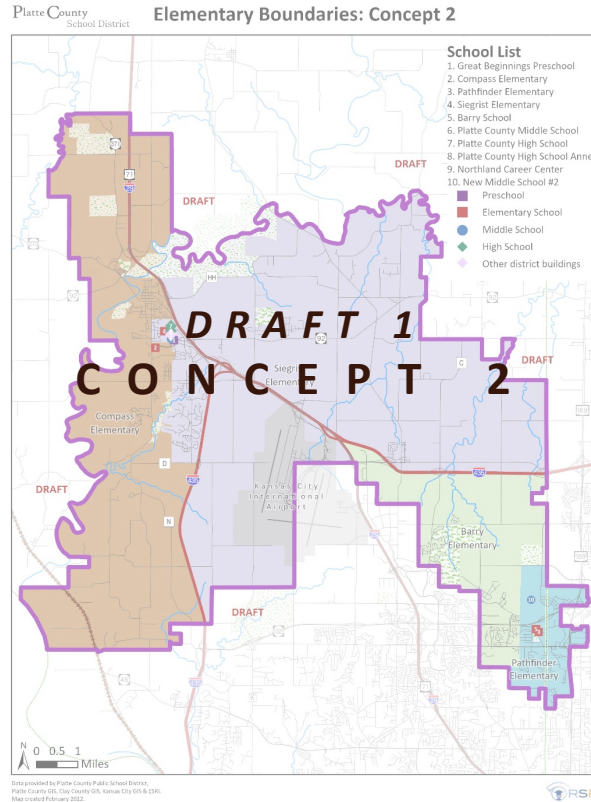
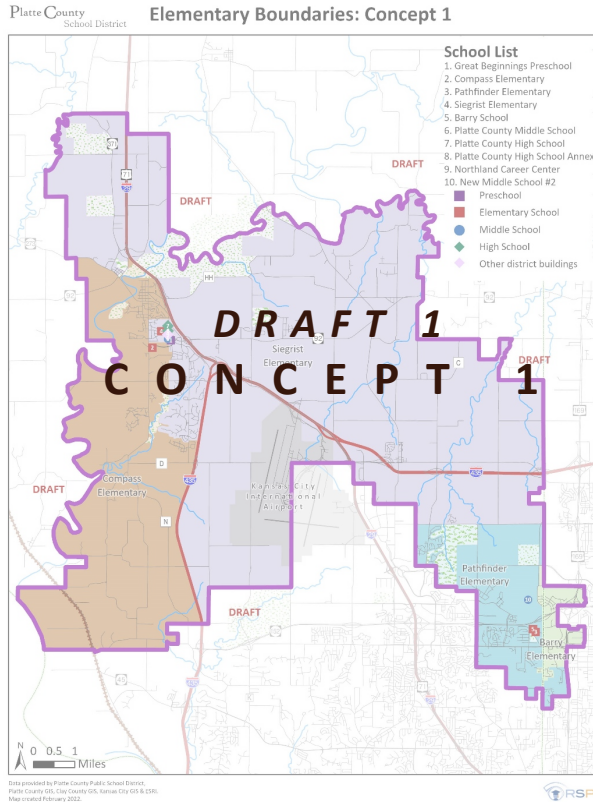
Source: Committee activity results as of January 25, 2022



# Meeting 2 Recap February 22, 2022

## Objectives

- 1) Review of process and objectives
- 2) Receive *Draft 1 Concept 1*
- 3) Receive *Draft 1 Concept 2*
- 4) Group Activity: Brainstorm Elementary Boundary Concept



## Summary of Feedback PLUS (+) DELTA (-)

### *Draft 1 Concept 1*

(+) Pathfinder includes more of Tiffany Green growth  
(-) Siegrist/Pathfinder solution transportation concerns

### *Draft 1 Concept 2*

(+) Siegrist and south school break on I-435  
(+) Siegrist/Pathfinder solution is smaller impacted area for a longer-term fix  
(-) Challenges of Barry accommodating future growth

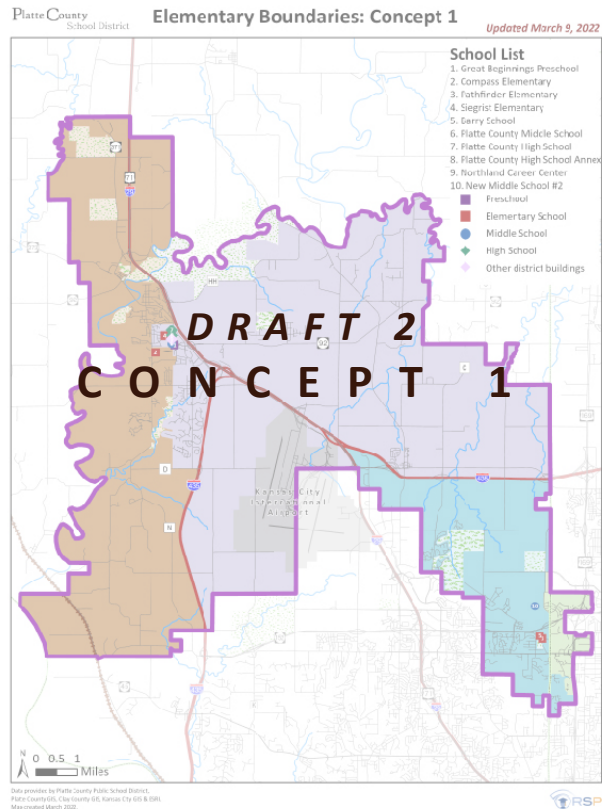
### Other Feedback:

- Desire for growth areas to be distributed between both schools
- Desire to have more balanced demographic distribution of students
- Desire to have comparable housing distribution between schools

# Meeting 3 Recap March 31, 2022

## Objectives

- 1) Review of process and objectives
- 2) Receive *Draft 2 Concept 1*
- 3) Group Activity: Brainstorm Elementary Boundary Concept
- 4) Discuss/Plan for Public Input Sessions



## Summary of Feedback PLUS (+) DELTA (-)

### *Draft 2 Concept 1*

- (+) Pathfinder includes more of Tiffany Green growth
- (+) Siegrist and south school break on I-435
- (+) Siegrist/Pathfinder solution is smaller impacted area for a longer-term fix
- (-) Lack of balance between development types between Barry and Pathfinder
- (-) Ability to improve demographic balance between Barry and Pathfinder

### Other Feedback:

- Desire for growth areas to be distributed between both schools
- Desire to have more balanced demographic distribution of students
- Desire to have comparable housing distribution between schools



# Meeting 3.5 Recap (Virtual Work Session)

## Objectives

- 1) Receive *Draft 3 Concept 1*
- 2) Receive *Draft 1 Concept 3*
- 3) Receive *Draft 1 Concept 4*
- 4) Discuss the concept to move towards Public Input

## Summary of Feedback, PLUS (+) DELTA (-)

### *Draft 3 Concept 1*

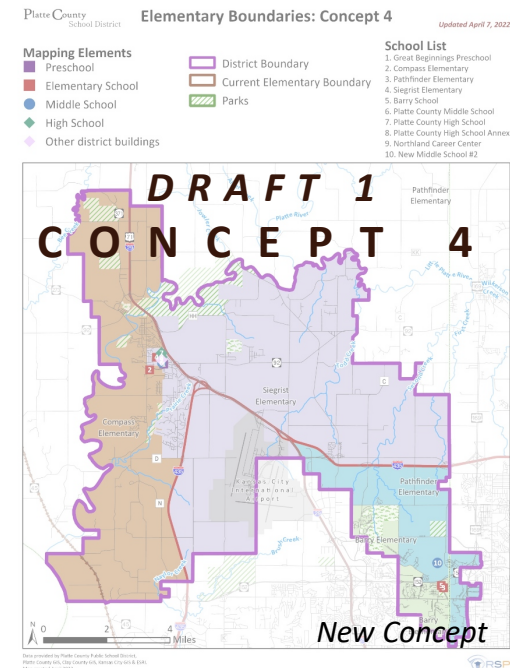
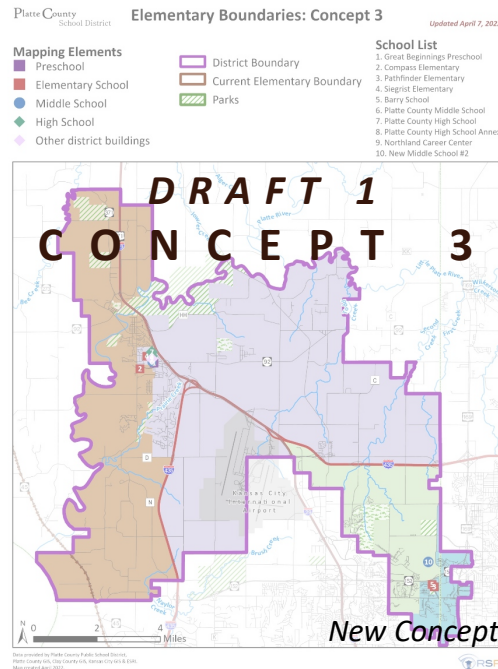
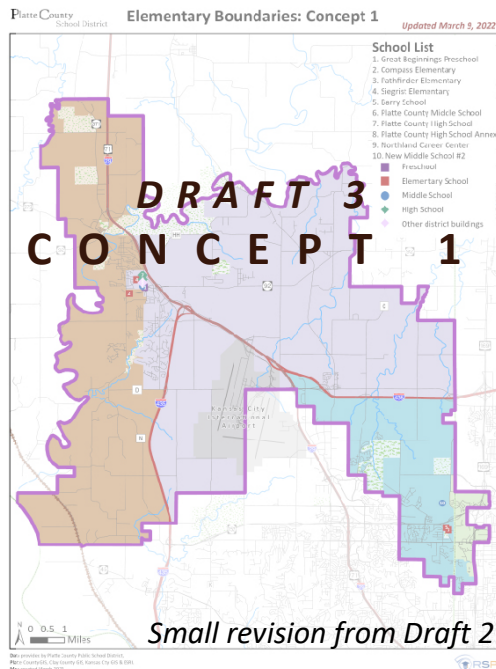
(+) Includes all (+) from past concepts  
 (-) Barry utilization exceeds 100% in 5<sup>th</sup> year  
 (-) Lack of balance between development types  
 (-) Ability to improve demographic balance

### *Draft 1 Concept 3*

(+) Includes all (+) from past concepts  
 (+) Better balance of housing type, demographics, and building utilization

### *Draft 1 Concept 4*

(+) Includes all (+) from past concepts  
 (-) Transportation concerns  
 (-) Ability to improve demographic balance



# Public Feedback

## **Two Public Feedback Sessions were held to gather input from District residents:**

- April 13 at 6:00pm in the gymnasium at Barry School
- April 14 at 6:00pm in the Wilson Auditorium at Platte County High School

A paper and electronic survey was also distributed to the public.

## **Themes of results and feedback survey:**

1. Barry and Pathfinder as Elementary Grade Centers  
*Why can't the two schools share a boundary and one serve K-2 students and the other serve 3-5 students?*
2. Grandfathering  
*Will the committee recommend grandfathering? Is it an option for Compass and Siegrist?*
3. Running Horse Development  
*Did we capture the complete development?*  
*Will potential additions attend Compass while the rest of it attends Siegrist?*
4. Demographics between Barry and Pathfinder  
*Can we improve the demographic differences between Barry and Pathfinder?*

# Meeting 4 and Meeting 5 Recap (Final Committee Meeting)

## Objectives

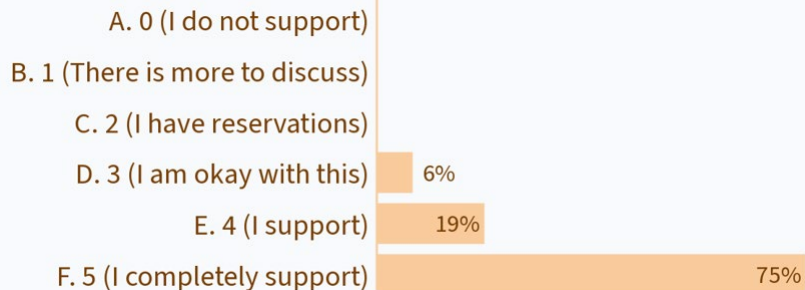
- 1) Discuss Public Feedback and survey results
- 2) Receive *Updated Concept Proposal*
- 3) Receive new analysis tables

## Final Recommendation

The committee participated in a virtual vote for final approval of the concept:

- 75% of the committee COMPLETELY SUPPORT

**Select your FIST TO FIVE vote for the following statement: I support the Recommended Boundary Concept moving forward to the Board of Education**



## Summary of Enhancements

### Siegrist/Compass

- Extend the boundary to anticipate potential Running Horse development
- Extend boundary past Hwy D to reduce transportation concerns

### Barry/Pathfinder

- No change between Barry and Pathfinder
- New analysis provided more insight to the advantages of the proposed boundary
- Add housing by student notes – improved the balance of MF and SF students



## Part Two: Achieving Success

---

# Boundary Criteria – Prioritized

## Top 5 Prioritized Criteria:



### 1.) Projected Enrollment/Building Utilization

Boundaries that focus on balancing enrollment, so each building is utilized efficiently while not projected to exceed functional capacity for several years.



### 2.) Feeder System Considerations

Boundaries that attempt to keep entire elementary schools together as they move to a middle school.



### 3.) Demographic Considerations

Boundaries that seek some level of balanced socioeconomic and demographic indicators.



### 4.) Duration of Boundaries

Boundaries that anticipate future changes in enrollment and seek to make the boundary last as long as possible using forecasted data.



### 5.) Neighborhoods Intact

Boundaries that ensure subdivisions are maintained in a school's attendance area.

## Other Boundary Criteria:



### Contiguous Attendance Areas

*All portions of the boundary are physically adjacent, no disconnected islands within the boundary.*



### Students Impacted by Boundary Change

*Boundaries that minimize the number of current students that have to change schools.*



### Transportation Considerations

*Boundaries that consider transportation logistics including bus route efficiency and length of time students spend on bus.*



### Fiscal Considerations (Operational Cost)

*Boundaries that are planned to maximize district resources.*



### Fiscal Considerations (Capital Costs)

*Ensure boundary changes minimize the need for additional construction projects until overall enrollment growth dictates.*



# Overview of Proposed Concept

The **PROPOSED CONCEPT** aligns with the boundary criteria determined by the committee, in collaboration with:

1. **RSP Best Practices**
2. **Boundary Committee feedback**
3. **Public feedback**

The **PROPOSED CONCEPT** was analyzed through many different lenses to meet the boundary criteria:

- ☑ Projected Enrollment/Building Utilization – *see Building Projection tables (pg. 25)*
- ☑ Feeder System Considerations – *see Feeder Diagram (pg. 18)*
- ☑ Demographic Considerations – *see Demographic and Housing Analysis tables (pg. 26-27)*
- ☑ Duration of Boundaries – *see Growth Areas and Students Impacted in Boundary Change tables (pg. 26-28)*
- ☑ Neighborhoods Intact & Transportation – *transportation director provided input on the concepts*

# Proposed Concept

## General Boundaries:

### Barry & Pathfinder

- Boundary utilizes Platte Purchase Drive, the division between Barry Heights and Northfield, and Byfield Ave

### Barry & Siegrist

- Boundary utilizes I-435

### Siegrist & Compass

- Boundary extends south to past 120<sup>th</sup> Street (Hwy D) to the first parcel lines and west to Hwy N

Key:

Barry Elementary K-5 (with Early Childhood)

Compass Elementary K-5

Pathfinder Elementary K-5

Siegrist Elementary K-5

## Elementary Boundaries: Proposed Concept

Updated May 17, 2022

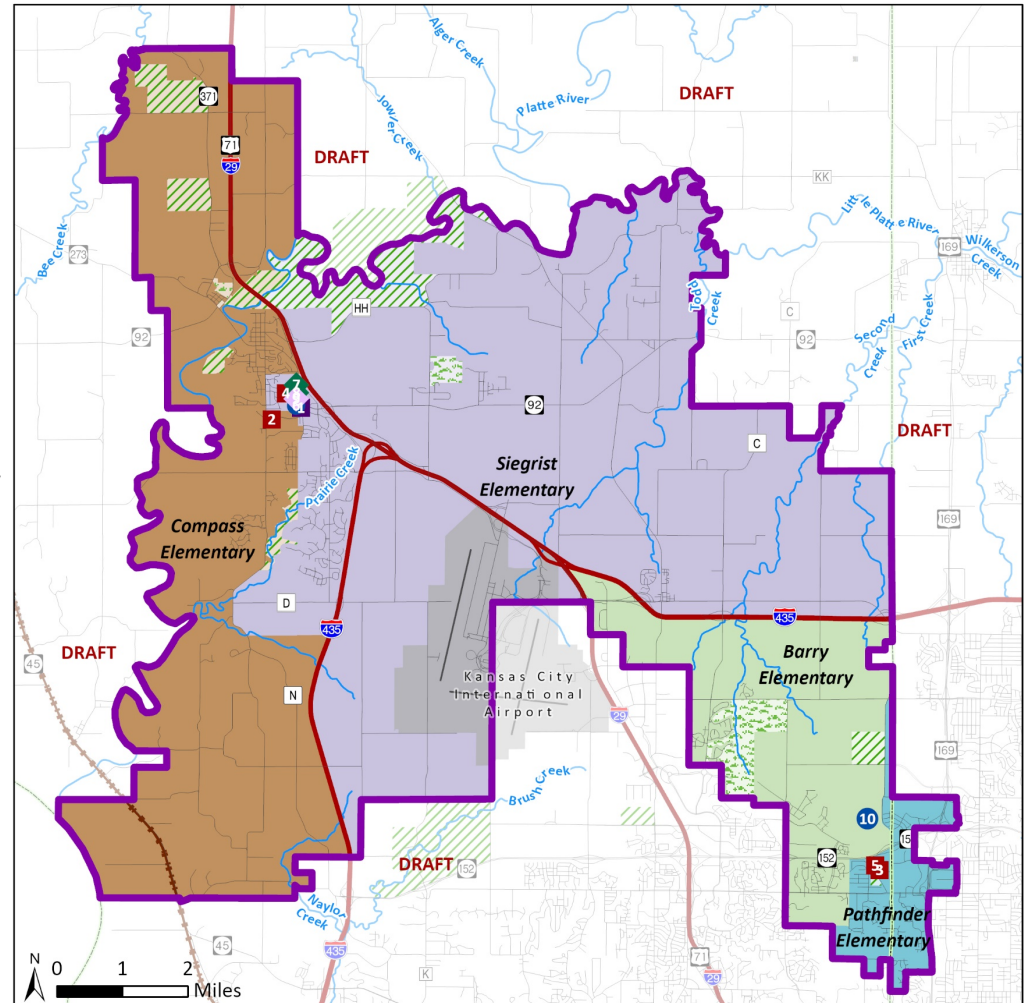
### Mapping Elements

- Preschool
- Elementary School
- Middle School
- ◆ High School
- ◆ Other district buildings

- District Boundary
- Current Elementary Boundary
- ▨ Parks

### School List

1. Great Beginnings Preschool
2. Compass Elementary
3. Pathfinder Elementary
4. Siegrist Elementary
5. Barry School
6. Platte County Middle School
7. Platte County High School
8. Platte County High School Paxton
9. Northland Career Center
10. New Middle School #2



# Compass & Siegrist

## Elementary Boundaries: Proposed Concept

Updated May 17, 2022

### Mapping Elements

- Preschool
- Elementary School
- Middle School
- ◆ High School
- ◆ Other district buildings

- District Boundary
- Current Elementary Boundary
- Parks

### School List

1. Great Beginnings Preschool
2. Compass Elementary
3. Pathfinder Elementary
4. Siegrist Elementary
5. Barry School
6. Platte County Middle School
7. Platte County High School
8. Platte County High School Paxton
9. Northland Career Center
10. New Middle School #2

### 2023/24 to 2026/27 Building Utilization Range: Proposed Concept

School	Current Building Utilization	Concept Building Utilization
Compass Elementary	96% to 103%	85% to 86%
Siegrist Elementary	80% to 73%	92% to 89%

Source: RSP and Platte County School District, 2022

Notes:

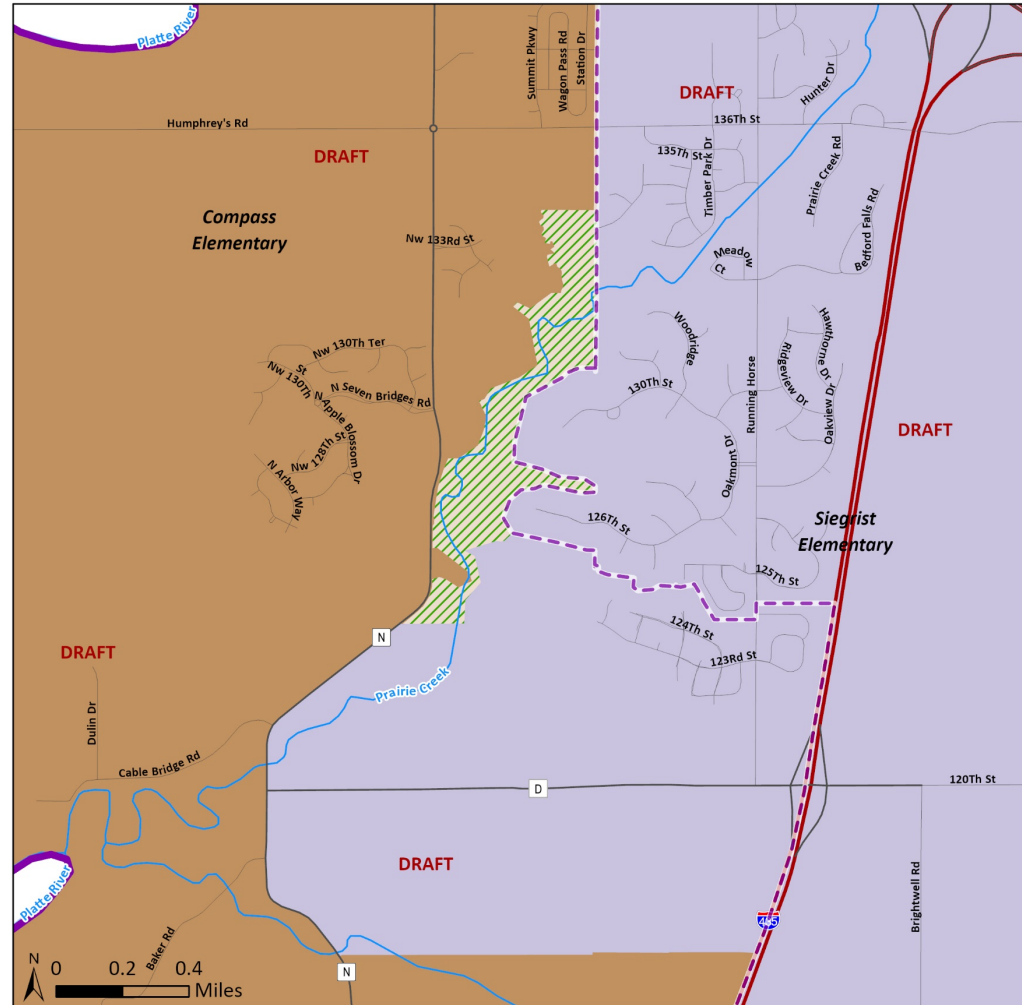
1. Areas in orange show when student enrollment exceeds the building capacity

### Benefits of Boundary

- Creates a long-lasting boundary  
*Achieves: Duration of Boundaries*
- Completely includes Running Horse and areas of potential development  
*Achieves: Neighborhoods intact*
- If future elementary students reside along Hwy D, one bus route can serve them  
*Achieves: Transportation Considerations*

Please see the Appendix (slides 21-26) for in-depth analysis tables

**Main Takeaway:** This boundary meets the boundary criteria, addresses comments from the public, and maintains the preferred balance of students.



Data provided by Platte County Public School District,  
Platte County GIS, Clay County GIS, Kansas City GIS & ESRI.  
Map create May 2022.

# Barry & Pathfinder

Focus: Barry and Pathfinder Elementary

### Mapping Elements

- Preschool
- Elementary School
- Middle School
- ◆ High School
- ◆ Other district buildings

- District Boundary
- Current Elementary Boundary
- Parks

### School List

1. Great Beginnings Preschool
2. Compass Elementary
3. Pathfinder Elementary
4. Siegrist Elementary
5. Barry School
6. Platte County Middle School
7. Platte County High School
8. Platte County High School Paxton
9. Northland Career Center
10. New Middle School #2

### 2023/24 to 2026/27 Building Utilization Range: Proposed Concept

School	Current Building Utilization	Concept Building Utilization
Barry Elementary	88% to 104%	79% to 97%
Pathfinder Elementary	103% to 132%	85% to 97%

Source: RSP and Platte County School District, 2022

Notes:

1. Areas in orange show when student enrollment exceeds the building capacity

### Benefits of Boundary

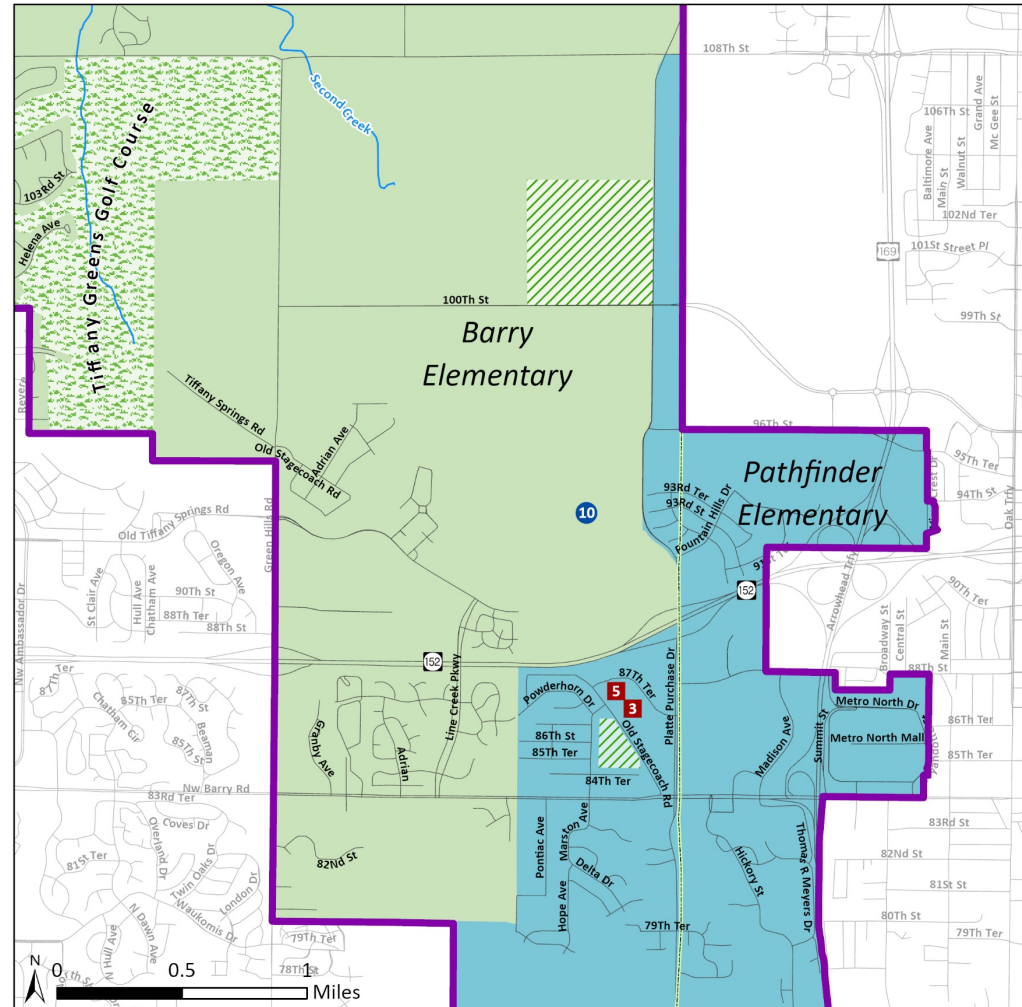
- Both schools are within 10% of socio-economic status and include around 60% of students in single-family housing and 35% of students in multi-family housing  
*Achieves: Demographic Considerations*

- Neighborhood boundaries are used between the school  
*Achieves: Neighborhoods Intact*

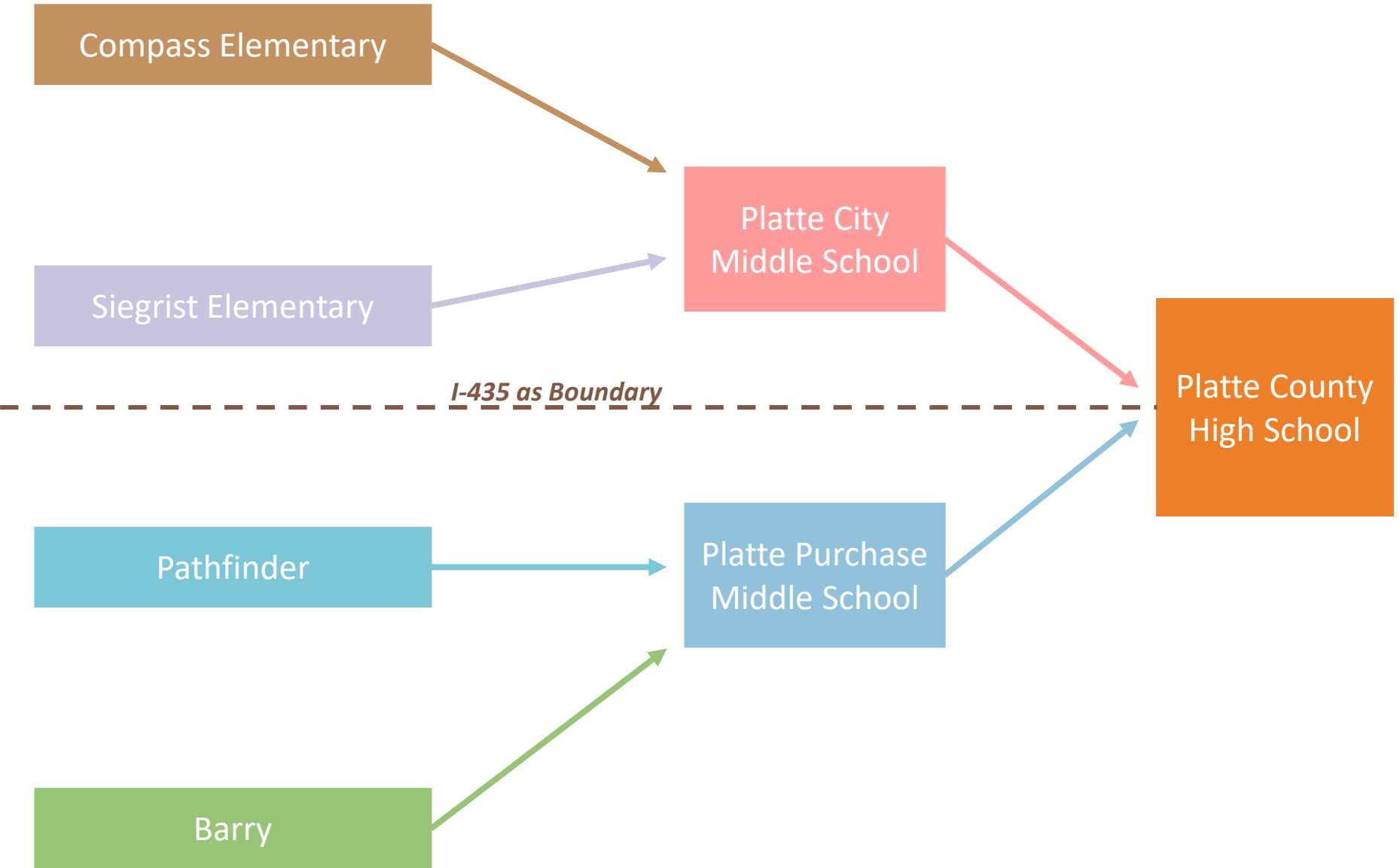
- More 10-year growth areas are in Barry  
*Achieves: Duration of Boundaries*

Please see the Appendix (slides 21-26) for in-depth analysis tables

**Main Takeaway:** This boundary meets the boundary criteria, addresses comments from the public, and maintains the preferred balance of students.



# Proposed Concept Feeder System (2023/24)





# Grandfathering Recommendation: Students impacted by Compass and Siegrist

## 2022/23 Grandfathering Recommendation:

Any Compass student impacted by the boundary change (Running Horse/Fox Creek) starting kindergarten in 2022/23 that meets the following criteria may choose to attend either Compass or Siegrist Elementary for the 2022/23 school year:

- Zoned to attend Compass Elementary in 2022/23 school year
- Zoned to attend Siegrist Elementary in 2023/24 school year and on

## 2023/24 Grandfathering Recommendation:

Any currently enrolled Compass student impacted by the boundary change (Running Horse/Fox Creek) who will be a 2nd to 5th grader in the fall of 2023 (2022/23 1st to 4th graders) that meets the following criteria may choose to attend either Compass or Siegrist starting in 2023/24 for the remainder of their elementary school years:

- Zoned to attend Compass Elementary in 2022/23 school year
- Zoned to attend Siegrist Elementary in 2023/24 school year and on

Redistricting Concept Projections - 40 Student Grandfathering Distribution											
School	Current Boundaries		Capacity	Proposed Concept							
	2023/24 - 2026/27			2023/24		2024/25		2025/26		2026/27	
	Total	%		Total	%	Total	%	Total	%	Total	%
Compass Elementary	589 to 631	96% to 103%	607	518	85%	523	86%	517	85%	523	86%
Siegrist Elementary	545 to 493	80% to 73%	675	619	92%	614	91%	619	92%	600	89%
Total			2,353	1,958	83%	2,009	85%	2,088	89%	2,161	92%

Source: RSP and Platte County School District, 2022

Updated: 04/11/22

Notes:

1. Areas in orange show when student enrollment exceeds the building capacity
2. Projections for each planning areas are rounded at the building level which may results in different totals between current boundary projections and concept projections
3. Current projections use the 21/22 boundaries and 21/22 grade configurations

## Grandfathering Limitation:

- If a family chooses to grandfather, transportation must be provided by the family
- Grandfathering option does not apply to pre-elementary siblings of eligible students
- Only the individual student who meets the criteria may choose to grandfather

# Final Discussion

## ***How does the Proposed Concept achieve the Prioritized Boundary Criteria?***

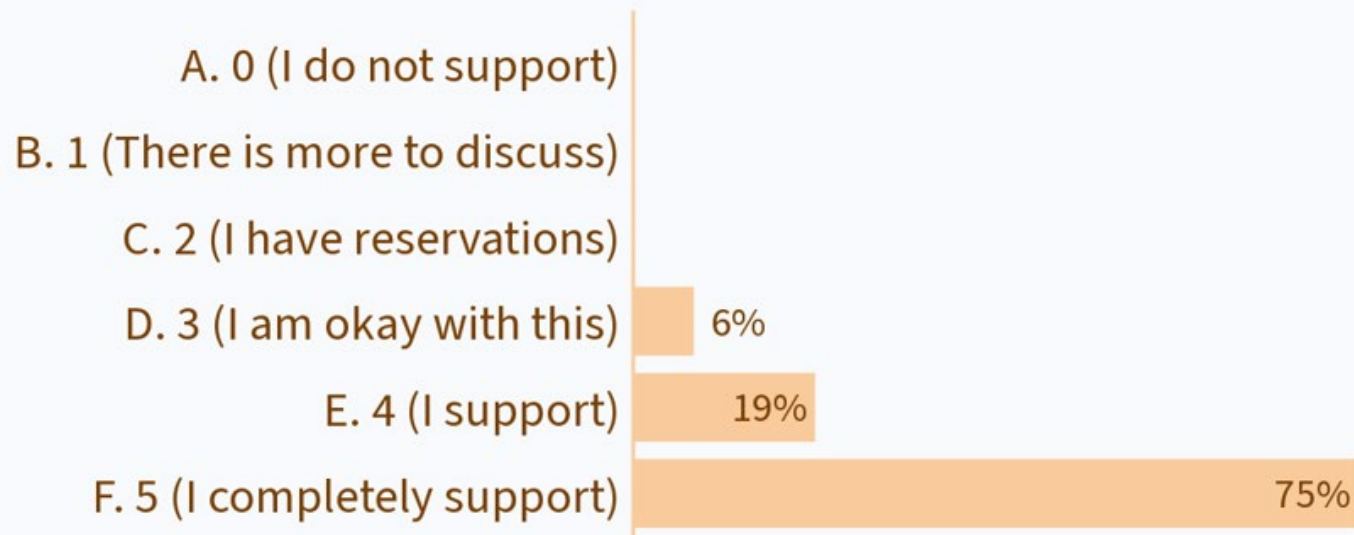
<b>1.) Projected Enrollment/Building Utilization</b>	<p>All schools are under 100% utilization all five years</p> <ul style="list-style-type: none"> <li>• The entirety of elementary inventory/capacity is utilized in the upcoming years</li> </ul>
<b>2.) Feeder System Consideration</b>	<p>Feeder boundary intact</p> <ul style="list-style-type: none"> <li>• I-435 is maintained as a boundary ensuring a complete feeder system to the new and current middle school</li> </ul>
<b>3.) Demographic Considerations</b>	<p>Demographics are well-balanced</p> <ul style="list-style-type: none"> <li>• Socio-economics are balanced within 10% of each other</li> <li>• Students by housing type (single-family, multi-family) are within 2% of each other</li> <li>• The racial/ethnic diversity of students is within 5% of current boundaries</li> </ul>
<b>4.) Duration of Boundaries</b>	<p>Growth areas are distributed equally</p> <ul style="list-style-type: none"> <li>• Southern growth areas are divided between Barry and Pathfinder</li> <li>• Northern growth areas are divided between Compass and Siegrist</li> </ul>
<b>5.) Neighborhoods Intact</b>	<p>Neighborhood boundaries were utilized</p> <ul style="list-style-type: none"> <li>• Current and future neighborhoods are not broken between school boundaries</li> </ul>
<i>Other Boundary Criteria: SIBC</i>	<p>Less than 21% of total students are impacted in the concept</p> <ul style="list-style-type: none"> <li>• Pathfinder and Barry contributes 17.6% of the SIBC</li> <li>• Siegrist and Compass contributes 3.4% of the SIBC</li> </ul>
<i>Other Boundary Criteria: Transportation Considerations</i>	<p>Ensures future bus routes can safely and efficiently pick up/drop off future students</p>
<i>Other Boundary Criteria: Contiguous Attendance Areas</i>	<p>Boundaries are physically connected</p> <ul style="list-style-type: none"> <li>• Utilize either neighborhood boundaries or major roadway as boundary lines</li> </ul>

[illegible]

# Appendix

# Meeting 4 Polling Activity Results

**Select your FIST TO FIVE vote for the following statement: I support the Recommended Boundary Concept moving forward to the Board of Education**



Note: The anonymous poll was taken at Committee Meeting 5. Committee members who did not attend the meeting were able to provide their vote and it was added to the poll results post Meeting 5.



# Barry/Pathfinder Grade Center Scenario

K-2, 3-5 Grade Center Scenario		2022/23						2023/24						2024/25						2025/26						2026/27					
School	Capacity	K	1	2	3	4	5	K	1	2	3	4	5	K	1	2	3	4	5	K	1	2	3	4	5	K	1	2	3	4	5
Pathfinder	641	142	136	117				147	149	141				146	157	157				170	155	164				186	178	162			
Barry	430				118	132	123				122	123	138				150	131	132				165	158	139				172	172	166
TOTAL	Pathfinder, K-2	395	62%					437	68%					460	72%					489	76%					526	82%				
	Barry, 3-5	373	87%					383	89%					413	96%					462	107%					510	119%				

K-3, 4-5 Grade Center Scenario		2022/23						2023/24						2024/25						2025/26						2026/27					
School	Capacity	K	1	2	3	4	5	K	1	2	3	4	5	K	1	2	3	4	5	K	1	2	3	4	5	K	1	2	3	4	5
Pathfinder	641	142	136	117	118			147	149	141	122			146	157	157	150			170	155	164	165			186	178	162	172		
Barry	430					132	123					123	138					131	132					158	139					172	166
TOTAL	Pathfinder, K-3	513	80%					559	87%					610	95%					654	102%					698	109%				
	Barry, 4-5	255	59%					261	61%					263	61%					297	69%					338	79%				

## Main Takeaway

- Utilizing grade centers for Barry and Pathfinder will result in more imbalance between the schools and capacity challenges at one of the schools will be reached quicker while the other school has available space.
- If Barry is 3-5 and Pathfinder is K-2: Barry surpasses 95% in 2024/25 and 107% to 119% in 2025/26-2026/27
- If Barry is 4-5 and Pathfinder is K-3: Pathfinder surpasses 95% in 2024/25 and 102% to 109% in 2025/26-2026/27

# Projection Tables

Redistricting Concept Projections																						
School	Current Building Capacity	Current Boundaries										2023/24 Building Capacity	Proposed Concept									
		2022/23		2023/24		2024/25		2025/26		2026/27			2022/23		2023/24		2024/25		2025/26		2026/27	
		Total	%	Total	%	Total	%	Total	%	Total	%		Total	%	Total	%	Total	%	Total	%	Total	%
Barry (5-8 chg to K-5)	588	473	80%	515	88%	533	91%	570	97%	611	104%	430	340	79%	338	79%	332	77%	365	85%	417	97%
Compass (K-5)	615	587	95%	589	96%	604	98%	615	100%	631	103%	607	522	86%	518	85%	523	86%	517	85%	523	86%
Pathfinder (K-4 chg to K-5)	660	645	98%	682	103%	741	112%	812	123%	870	132%	641	430	67%	483	75%	540	84%	587	92%	621	97%
Siegrist (K-5)	680	543	80%	545	80%	532	78%	522	77%	493	73%	675	608	90%	619	92%	614	91%	619	92%	600	89%
Total	2,543	2,248	88%	2,331	92%	2,410	95%	2,519	99%	2,605	102%	2,353	1,900	81%	1,958	83%	2,009	85%	2,088	89%	2,161	92%

Source: RSP and Platte County School District, 2022

Updated: 04/11/22

Notes:

1. Areas in orange show when student enrollment exceeds the building capacity
2. Projections for each planning areas are rounded at the building level which may results in different totals between current boundary projections and concept projections
3. Current projections use the 21/22 boundaries and 21/22 grade configurations

Middle School Projections											
School	Current Building Capacity	Current Boundaries									
		2022/23		2023/24		2024/25		2025/26		2026/27	
		Total	%	Total	%	Total	%	Total	%	Total	%
Platte Purchase Middle School	532	350	66%	377	71%	401	75%	431	81%	445	84%
Platte City Middle School	810	694	86%	672	83%	635	78%	612	76%	636	79%
Total	1,342	1,044	78%	1,049	78%	1,036	77%	1,043	78%	1,081	81%

Source: RSP and Platte County School District, 2022

Notes:

1. Areas in orange show when student enrollment exceeds the building capacity
2. Projections for each planning areas are rounded at the building level which may results in different totals between current boundary projections and concept projections

## Main Takeaway

- Proposed Concept Projections: All elementary schools are below 100% of their building capacities for the next five years
- Middle School Projections: Both middle schools are below 100% of their building capacities for the next five years

# FRL, Students by Dev. Type, and Growth Areas

Demographic Analysis				
	Student Total (K-5)	Current Boundaries	Student Total (K-5)	Proposed Concept
		FRL %		FRL %
Barry (5-8 chg to K-5)	108	31.5%	337	21.4%
Compass (K-5)	592	19.1%	529	18.9%
Pathfinder (K-4 chg to K-5)	615	24.6%	386	29.3%
Siegrist (K-5)	564	20.6%	627	20.6%
Total	1,879	22.0%	1,879	22.0%

Source: RSP and Platte County R-3 School District, 2022

Updated: 04/11/22

Notes:

1. Barry School current reside includes the 5th grade class; Pathfinder reside includes classes K to 4th.
2. Free or Reduced Lunch (FRL)
3. Student enrollent provided by Platte County R-3 School District

Current K-5 Students by Development Type							
	Total Students	Single-Family		Mutli-Family		Other	
		Students	Percent	Students	Percent	Students	Percent
Barry	337	208	62%	122	36%	7	2%
Compass	529	364	69%	115	22%	50	9%
Pathfinder	386	226	59%	136	35%	24	6%
Siegrist	627	425	68%	127	20%	75	12%
Total	1,879	1,223	65%	500	27%	156	8%

Source: RSP and Platte County

Updated 05/17/22

Notes:

1. Multi-Family includes apartments, townhomes, duplexes, tri-plexes, mixed-use, etc.
2. Other includes everything outside of multi and single-family housing; commercial, rural, vacant, unknown, etc.

Please Note:

Demographic Analysis table uses the CURRENT students. Table does not calculate the potential student growth in each school boundary.

Barry School for current boundary only includes 5<sup>th</sup> grade students in the building and the number of 5<sup>th</sup> grade FRL students.

FRL % are likely to become more comparable as the forecasted student growth in the south happens.

Potential Units by Growth Area						
Proposed Concept	Current		5-year		10-year	
Barry	104	9%	2,739	87%	1,524	63%
Compass	174	16%	425	13%	275	11%
Pathfinder	521	47%	0	0%	165	7%
Siegrist	301	27%	0	0%	450	19%
Total	1,100	100%	3,164	100%	2,414	100%

Source: RSP and Platte County

Updated: 04/11/22

## Main Takeaway

- Socio-economics are well balanced between schools and expected to become more balanced in future years
- Students by development type are balanced between schools
- Growth areas are distributed between all of the schools – Barry include the most 10-year growth units as this school has potential for an increase in building capacity.

# Ethnicity and Units by Dev. Type Tables

## Race/Ethnicity Analysis

	Current Boundaries														
	Student Total (K-5)	Asian		Black		Hispanic		Multi-Racial		Native American		Pacific Islander		White	
		#	%	#	%	#	%	#	%	#	%	#	%	#	%
Pathfinder/Barry	723	26	3.6%	156	21.6%	82	11.3%	65	9.0%	1	0.1%	8	1.1%	385	53.3%
Compass	592	3	0.5%	15	2.5%	46	7.8%	39	6.6%	0	0.0%	2	0.3%	487	82.3%
Siegrist	564	6	1.1%	26	4.6%	35	6.2%	42	7.4%	0	0.0%	6	1.1%	449	79.6%
Total	1,879	35	1.9%	197	10.5%	163	8.7%	146	7.8%	1	0.1%	16	0.9%	1,321	70.3%

	Proposed Concept Boundaries														
	Student Total (K-5)	Asian		Black		Hispanic		Multi-Racial		Native American		Pacific Islander		White	
		#	%	#	%	#	%	#	%	#	%	#	%	#	%
Barry	337	16	4.7%	72	21.4%	39	11.6%	29	8.6%	1	0.3%	4	1.2%	176	52.2%
Pathfinder	386	10	2.6%	84	21.8%	43	11.1%	36	9.3%	0	0.0%	4	1.0%	209	54.1%
Compass	529	2	0.4%	12	2.3%	37	7.0%	37	7.0%	0	0.0%	2	0.4%	439	83.0%
Siegrist	627	7	1.1%	29	4.6%	44	7.0%	44	7.0%	0	0.0%	6	1.0%	497	79.3%
Total	1,879	35	1.9%	197	10.5%	163	8.7%	146	7.8%	1	0.1%	16	0.9%	1,321	70.3%

Source: RSP and Platte County R-3 School District, 2022

Existing and Potential Units by Development Type																
Proposed Concept	Existing Units								Potential Units							
	Single-Family		Mutli-Family		Townhomes/ Duplex		Mixed Use		Single-Family		Mutli-Family		Townhomes/ Duplex		Mixed Use	
	Units	Percent	Units	Percent	Units	Percent	Units	Percent	Units	Percent	Units	Percent	Units	Percent	Units	Percent
Barry	1,360	22%	831	24%	214	18%	4	1%	568	48%	240	100%	0	0%	90	27%
Compass	1,380	23%	385	11%	369	31%	499	99%	177	15%	0	0%	0	0%	0	0%
Pathfinder	1,268	21%	1,665	48%	90	8%	0	0%	272	23%	0	0%	0	0%	249	73%
Siegrist	2,056	34%	590	17%	513	43%	3	1%	159	14%	0	0%	0	0%	0	0%
Total	6,064	100%	3,471	100%	1,186	100%	506	100%	1,176	100%	240	100%	0	0%	339	100%

Source: RSP and Platte County

Updated: 04/11/22

Note: Mixed Use is defined as any multi-use space. Most commonly they refer to a commercial storefront on the bottom floor with apartments on the upper floors. However, a portion of Mixed Use spaces are not actively used as residential units but are included in this designation ( 499 units in Compass boundary). For example, hotels, commercial strip malls, churches, etc. may be designated as mixed-use but do not have residential units to be occupied.

## Proposed Concept

Students Impacted in Boundary Change by Grade (2021/22 K to 3rd Grade)											
Current Reside	Total K-3 Students	Proposed Concept Reside : Barry				Proposed Concept Reside: Siegrist				SIBC	
		K	1st	2nd	3rd	K	1st	2nd	3rd	Total	%
Compass	378					15	8	7	10	40	10.6%
Pathfinder/Barry	494	53	51	47	67					218	44.1%
Total	1,242	53	51	47	67	15	8	7	10	258	20.8%

Source: RSP and Platte County R-3 School District, 2022

Notes:

1. Current Reside is the current boundary where the students attend (Column 1)
2. Proposed Concept Reside is the boundary where the students would attend if this concept is approved
3. SIBC is based on the current K-3rd graders in the 21/22 school year - this table shows the number of students by each grade

2021/22 K-3 Students Impacted in Boundary Change					
Current Reside		Proposed Concept Reside		SIBC	
		Barry	Siegrist	Total	%
Compass	378		40	40	10.6%
Pathfinder/Barry	494	218		218	44.1%
School Total	1,242	218	40	258	20.8%

Source: RSP and Platte County R-3 School District, 2022

Updated: 04/11/22

Notes:

1. Current Reside is the current boundary where the students attend (Column 1)
2. Proposed Concept Reside is the boundary where the students would attend if this concept is approved
3. SIBC is based on the current K-3rd graders in the 21/22 school year

## Main Takeaway

- Committee and public focus was on the students impacted between Compass and Siegrist Elementary
- Barry and Pathfinder currently operate as a paired school (students go to both schools). By splitting a paired boundary into two, there is less of a disruption between Barry and Pathfinder students than there is to Compass students.
- Utilize the tables to: 1) identify which students will be impacted in the boundary change and 2) decide on a grandfathering option for impacted students