




COMPREHENSIVE SCHOOL IMPROVEMENT PLAN UPDATE

2024-25 Platte County High School

March 2025



Focus Areas/Goals 2024-25

- **Utilize Building Leadership Team to lead school-wide improvements aligned to the Building Strategic Improvement Plan (BSIP).**
 - Track curriculum Priority Standards for core content areas.
- **Increase overall student attendance in school and individual classes.**
 - More than 90% of our students will be here 90% of time of scheduled enrollment.
- **Lead and support the implementation of a Behavior Management System to support staff and student success.**
 - Reduce disruptive behaviors by 10% each month comparing 2023-24 to 2024-25.

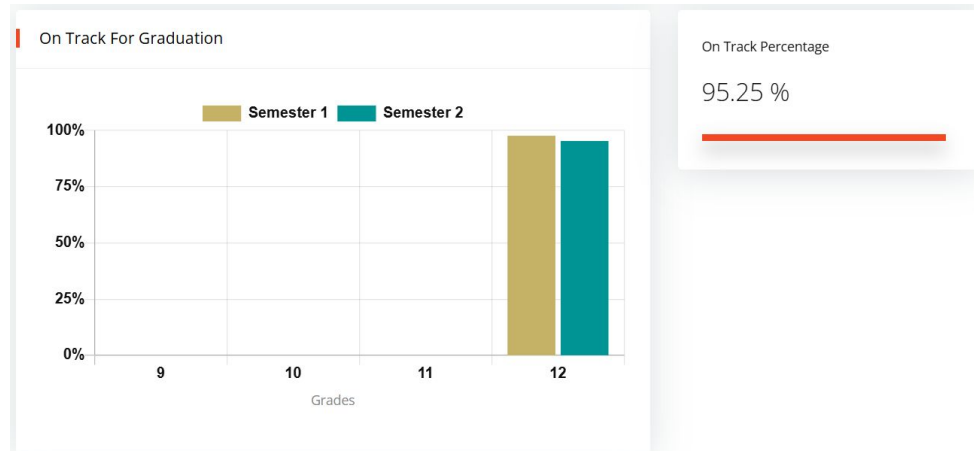


Academics

Utilize a guiding coalition to implement an improvement effort aligned to BSIP.

- Students without an F
- On-Track to Graduate
- Teachers utilizing intervention time to support students
- Common plan time for teachers

On-Track For Graduation	
Indicator	1st Semester 2024-25
<i>% of Passing Grades</i>	94%
<i>% of Students Passing all classes</i>	85% of students
<i>On-Track to Graduate</i>	95.25%



Supporting Data Academic Results

Advanced Placement					
	2020	2021	2022	2023	2024
<i>Total AP Students</i>	164	175	174	164	223
<i>Number of Exams</i>	230	244	263	236	356
<i>AP Students with Scores 3+</i>	121	111	127	120	179
<i>% of AP Students with Scores 3+</i>	73.78%	63.43%	72.99%	73.17%	80.27%

Market Value Assets (Seniors)		
	2024	2025
<i>% Students with 1 or more</i>	68%	81%*

*Class of 2025 as of March 2025.



Attendance

Increase overall student attendance in school and individual classes.

- Proactive communication regarding importance of regular attendance
- Tiered support/interventions with counselors and administrators
- Refine processes to continue to improve attendance

WHY YOUR ATTENDANCE MATTERS
THE IMPACT OF SHOWING UP EVERY DAY

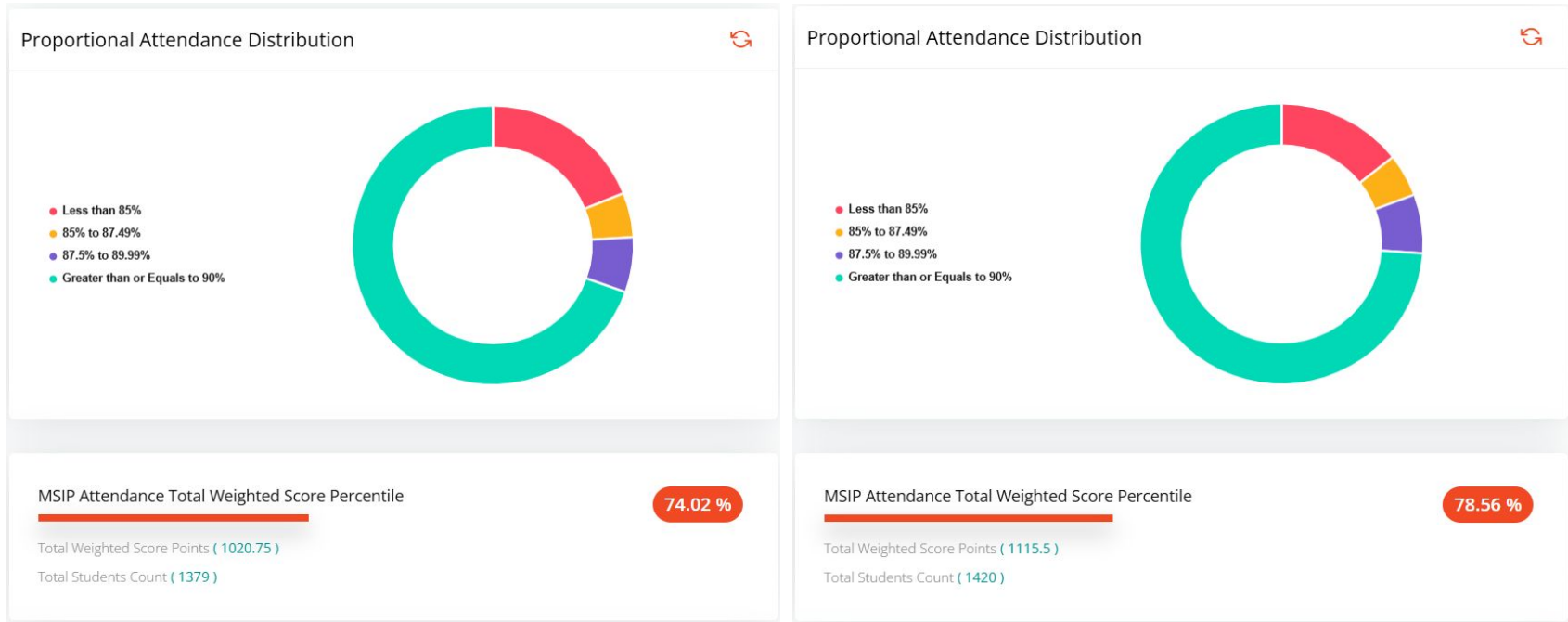
BOOST YOUR GRADES CONSISTENT ATTENDANCE LEADS TO HIGHER GRADES AND BETTER UNDERSTANDING OF THE MATERIAL.	DEVELOP RESPONSIBILITY
STAY CONNECTED BEING PRESENT HELPS YOU BUILD RELATIONSHIPS WITH PEERS AND TEACHERS.	 HIGHER ATTENDANCE IS LINKED TO BETTER JOB PROSPECTS AND COLLEGE ADMISSIONS.
DEVELOP GOOD HABITS REGULAR ATTENDANCE TEACHES DISCIPLINE AND PREPARES YOU FOR FUTURE COMMITMENTS.	UNLOCK OPPORTUNITIES HIGHER ATTENDANCE IS LINKED TO BETTER JOB PROSPECTS AND COLLEGE ADMISSIONS.

MAKE EVERY DAY COUNT!



Supporting Data Attendance

- Attendance Results - 2023-24 vs. 2024-25 as of March 2025



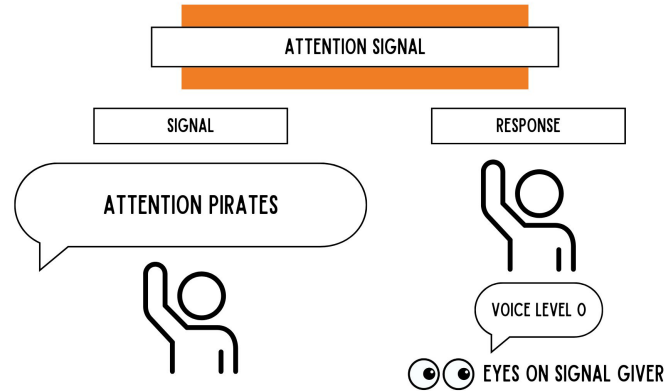
**These charts show our percentage of students who are here 90% of the time.
Current average daily attendance is 92.47%.*



Behavior

Learners will become more engaged socially and academically and contribute to a positive school culture.

- Reduce disruptive behaviors by 10% each month comparing 2023-24 to 2024-25
- Provide professional development, resources, and support for teachers
- Establish classroom expectations early, and reteach



Supporting Data Behavior

- Behavior Results

Educlimber Office Referrals

	August		September		October		November		December		January		February	
<i>Year</i>	23-24	24-25	23-24	24-25	23-24	24-25	23-24	24-25	23-24	24-25	23-24	24-25	23-24	24-25
<i>#</i>	18	5	102	29	130	67	107	75	95	40	92	25	159	30
<i>% decrease</i>	-72.2%		-71.6%		-48.5%		-30.0%		-57.9%		-72.8%		-81.1%	



Planned Action Steps 2025-26

Utilize a guiding coalition to implement an improvement effort aligned to BSIP.

- Continue refinement of PLC processes with intentional focus on assessment data
- Continue refinement of intervention support for struggling students
- Create Client-Connected Projects (CCP) in core subjects

Increase overall student attendance in school and individual classes.

- Identify positive approaches to improve attendance
- Explore attendance-based incentives
- Align processes and programs with the new 5-Year Strategic Plan

Learners will become more engaged socially and academically and contribute to a positive school culture.

- Investigate resources to respond to recurring unhealthy behaviors
- Continue to be proactive in establishing PCHS expectations
- Continue to grow and improve our Voyage and PCHS Academy



Celebrations PCHS Academy

- **Credits at the start of 2024-25: All 16 students were NOT on track to graduate**
 - 6 students back on track or ahead
 - 4 students are close to being back on track
 - 5 students still not on track but made significant gains in grades and credit recovery
 - 1 potential dropping and moving out of district
- **Student goal was to achieve 1.5 credits for credit recovery with time built in schedule to achieve more credits**
 - Achieved: 52 total credit recovery courses have been completed
 - Averaging 1-2 credits recovered by all 16 students

PCHS Academy Student Progress	
Credits Start of 2024-25	Credits after 1st Semester
5.5	11
7.5	15
8.5	16.5
1.5	5.5
8	14.5
5.5	9.5
4	7
2	7.5
5	9
10.5	14.5
7.5	14.5
8	9
8.5	4
8.5	12
7	12.5
10.5	11



Celebrations PCHS Academy

2023-24 First Semester	2024-25 First Semester	Change
Total Absences 266 days	Total Absences 140 days	47% Improvement
Total ISS 10 days	Total ISS 4 days	60% Improvement
Total OSS 88 days	Total OSS 16 days	82% Improvement



Celebrations College & Career Readiness

College & Career Readiness Day

March 11, 2025



Freshmen Career Exploration

What are you interested in?



- Career research
- Guest Speakers
- Hands-on career exploration

Guide for high school & beyond.

Sophomores ASVAB

Career and Military Readiness Exam



- Math
- Science
- Language
- Technical Skills

Optional report to the military

Juniors Readiness Exams

ACT
4-year College



Accuplacer
Community College or State Tech



ASVAB



Career & Military Readiness

Seniors Site Visits



- Metropolitan Community College Tours (4 options)
- Industry Tours
- Apprenticeship Tours

College & Career Readiness Day

March 11, 2025

Platte County High School



Freshmen Career Exploration Day

Session Format: Each session lasts 45 minutes and includes sharing about your career journey, your industry, and leading a hands-on activity that helps students engage with your field.

Examples include:

- A quick demonstration of a skill or process in your work.
- An interactive challenge or simulation.
- A creative activity that showcases your industry in action.

CAREER CLUSTERS	TOTAL TOP RANKED
Health	96
Finance	67
Human Services	58
Hospitality	53
Transportation	47
Information Technology	44
Arts	34
Law	25
Architecture	23
Manufacturing	23
Agriculture	22
Science	18
Business	17
Education	17
Government	10
Marketing	9

Session Times:

Session 1 - 8:35 - 9:20 AM

Session 2 - 9:25 - 10:10 AM

Session 3 - 10:15 - 11:00 AM

Sign up, if interested:



Questions? Future Updates

Building CSIP Updates	
CSIP Update	Month
<i>High School</i>	March
<i>Middle Schools</i>	April
<i>Elementary Schools</i>	May

